



ENGLISH

ESPAÑOL

Paint Application Equipment

Paint Spraying and Pressure Rolling.



MAGNUM[®]
Painting Solutions. Expert Results.

Packaging - Processing
Bid on Equipment
1-847-683-7728
www.bid-on-equipment.com




Table of Contents

Why Airless Spray	3-4
Product Features.	5-6
Choosing the Right Model	7-8
Sprayer Selection Guide	9-10
Light Duty Sprayers	11-14
Medium Duty Sprayer	15-16
Heavy Duty Sprayer	17-18
Pro Duty Sprayer.	19-20
Spray Tip Selection & Important Tip Information	21-23
Accessories.	24-28

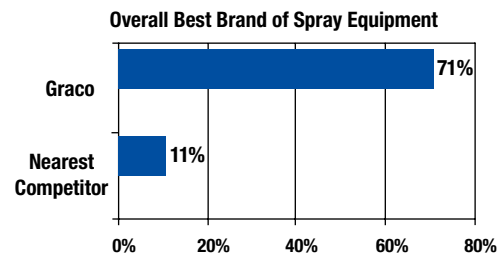
Painting Solutions. Expert Results.

Graco Inc. is the worldwide leader in painting equipment. Since the introduction of the first portable, electric-powered paint sprayer to the marketplace in 1958, Graco equipment has been known for top quality, reliability, value and exceptional performance.

Graco's painting equipment is the top choice of serious do-it-yourself homeowners, remodeling contractors, handyman and other tradesmen who want to finish the job fast, with top-quality results. Whatever your painting needs, you can find a Graco unit that's right for you.

According to Frost & Sullivan, "U.S. Painting Contractors overwhelmingly rate Graco as the best overall brand of spray equipment and is considered the 'Overall Best' brand among all paint-related products." When it comes to making a choice, Graco is preferred 7 to 1 over the nearest competitive brand.

Frost & Sullivan, 2008 Paint Contractors Choice Award for Overall Best Brands



Graco Painting Equipment Lets You Finish Fast, Saving Time and Money!

Graco painting equipment makes painting fast, easy, affordable and fun. Using your Graco machine as either a paint sprayer or a pressure roller requires minimal added prep work. Once you experience the time savings and quality of finish provided by a Graco sprayer, you'll never want to tackle another painting project using the traditional brush / roll method!

Fast!

- Spraying is up to 10 times faster than brushing and up to 4 times faster than traditional rolling*
- Pressure rolling is over twice as fast as rolling by hand

Great Finish & Uniform Coverage!

- Graco Paint Sprayers apply paint easily to a variety of surfaces, smooth or rough
- They produce consistent finish quality on any surface with better paint distribution



Versatile!

- Spray most common coatings, or use a pressure roller attachment for interiors or if backrolling is necessary
- Add accessories to increase your productivity and save time. For example, tip extensions eliminate the need for ladders in hard-to-reach places

Affordable!

- Graco painting equipment pays for itself in time savings after just a few projects
- You'll finish jobs faster, saving time and money
- Homeowners can do it themselves and get professional results

* Production times provided are based on application time only.

Easy as 1-2-3!

Graco painting equipment is designed with patented features that are easy to use, easy to clean and easy to maintain.*

1. Easy to Use

Minimal Assembly Required

- Ready to spray within minutes

Simple-to-Operate Controls

- Simple controls with user-friendly symbols for quick selection of operating modes
- Wide range of pressure settings allow you to achieve the best results for spraying or rolling applications

Easy Transport and Convenient Storage

- Handles fold down for easy transport and storage
- Built-in hose rack on cart models
- Paint Saver™ Pail Hook levels pail and reduces spills when the sprayer is on the move

Dependable Start-Up

- AutoPrime™ feature reduces any priming problems associated with poor sprayer clean-up

Operational DVD

- Provides easy-to-follow steps for start-up, operation and clean-up
- Additional application advice for both the pro and the first-timer helps make your projects go smoother

2. Easy to Clean

Power Flush™ Cleaning

- Simply connect inlet hose to garden hose and clean the pump, hoses and gun in minutes (water-based paints only)

InstaClean™ Filter System

- Cleans automatically when relieving pressure in the sprayer
- Provides additional filtration to reduce tip clogging



3. Easy to Maintain

Less Downtime

- Proven PowerPiston™ and Endurance™ piston pumping systems provide unmatched performance
- Up to 85% longer life than competitive models – Graco equipment requires less service, minimizing downtime

PowerStroke™ Drive and Gear Assembly

- Lifetime lubricated, maintenance-free operation — no periodic lubrication needed as with competitor's piston pumps

Demand Delivery™ System

- Pump and motor stop automatically when trigger is released
- Eliminates constant motor operation and noise
- Reduces wear for longer component life

Protective, Solvent-Resistant Shroud

- Wipes down quickly

* Features listed not included on all models

Choosing the Right Model

Just answer five simple questions and use the selection guide to find the model that best meets your needs.

1. How often will you spray or roll?

Periodic, quarterly, monthly, twice-monthly or weekly.

2. How many gallons (liters) will you apply per year?

Estimating annual usage (number of gallons or liters per year) helps determine the duty performance for the machine that will best meet your needs.* To estimate your annual usage, determine the number of projects you might do every year multiplied by the gallons anticipated per project. A typical home exterior requires 30 to 40 gallons.

3. What coatings will you use?

Light (stains or enamels)

Medium (primers or interior latex)

Heavy (exterior latex or 100% acrylics)

4. What tip sizes will you use? (See table below)

The coating (paint) thickness being applied determines the minimum tip hole size required. Heavier coatings require larger tip hole sizes. General coating classifications provide a good guideline for tip hole size needed.† It is important that you select a model that can support the tip size(s) you need.

5. What types of surfaces and

Spray Tip Selection

TIP HOLE SIZE	COATINGS				
	LIGHT		MEDIUM		HEAVY
	Stains	Enamels	Primers	Interior Paints	Exterior Paints
.011	★				
.013	★	★	★	★	
.015		★	★	★	★
.017			★	★	★
.019					★
.021					★



projects will you be spraying?

- Interiors
- Decks
- Exteriors
- Rental properties
- Houses
- Commercial buildings



If you plan to paint large surfaces on a frequent basis, a higher performing model is recommended.

* Annual usage is a general guideline to help with product selection only. With good care and routine maintenance, your sprayer will last for years.


† Some manufacturers provide spray tip recommendations on their product label. If no spray tip recommendations are provided, use the spray tip selection chart to the left as a general guide.

Selection Guide

LIGHT DUTY

PRODUCT	FREQUENCY & AMOUNT*	DESCRIBES YOU	PROJECTS	COATING THICKNESS
 MAGNUM X5	Periodic Use Up to 125 gal/year .24 gpm (.91 lpm) .015 max tip	Homeowner Handyman	Interiors/Exteriors Fences Houses Decks	Light to Medium
 MAGNUM X7 <i>29% more output than Magnum X5</i>	Quarterly Use Up to 175 gal/year .31 gpm (1.17 lpm) .017 max tip	Homeowner Handyman	Interiors/Exteriors Fences Houses Decks	Light to Medium

MEDIUM DUTY

 MAGNUM ProX7 <i>10% more output than Magnum X7</i>	Monthly Use Up to 300 gal/year .34 gpm (1.28 lpm) .017 max tip	Serious DIYer Handyman Remodeling Contractor Property Maintenance General Contractor	Interiors/Exteriors Fences/Decks Houses Barns Rental Property	Light to Medium
---	--	--	---	--------------------

HEAVY DUTY

 MAGNUM ProX9 <i>12% more output than Magnum ProX7</i>	Twice-Monthly Use Up to 500 gal/year .38 gpm (1.44 lpm) .019 max tip	Handyman Remodeling Contractor Property Maintenance Residential Painter Small Painting Contractor	Interiors/Exteriors Fences/Decks Houses Barns Rental Property	Light to Heavy
--	--	---	---	-------------------

PRO DUTY

 Graco 210ES <i>24% more output than Magnum ProX9</i>	Weekly Use Up to 1,500 gal/year .47 gpm (1.78 lpm) .021 max tip	Remodeling Contractor Property Maintenance General Contractor Medium Painting Contractor	Interiors/Exteriors Fences/Decks Houses/Barns Rental Property Commercial Buildings	Light to Heavy
---	---	---	--	-------------------

* Annual usage is a general guideline to help with product selection only. With good care and routine maintenance, your sprayer will last for years.

Magnum X5

Finish Projects Faster!

Designed for homeowners and handymen with periodic painting projects around the house. Ideal for interior walls, doors and ceilings or exterior work like siding, fences and decks.



Model #262800

LIGHT DUTY - Up To 125 gal/year*		
.015 Max Tip Size	2800 psi (193 bar)	1/2 hp <small>runs off household current (15 amp) or 1500 W generator</small>
.24 gpm (0.91 lpm)	75 ft (23 m) Max Hose Length	16 lbs (7 kg)



Includes

- A. Spray Gun – SG10™ Metal gun with form fitted ComfortGrip™ handle, full trigger and in-handle filter
- B. Airless Hose – 25 ft (7.5 m) DuraFlex™ hose
- C. Spray Tip – 515 Reverse-A-Clean® RAC® IV tip
 - Pump Armor™ storage fluid (8 oz.)
 - Operational DVD and Quick Start-up Guide

Features

- D. Pump directly from 1 or 5 gal paint container
- E. Durable stand mount is compact, lightweight and easy to transport
- F. Convenient, built-in carrying handle makes moving sprayer and paint easier
- G. Hardened stainless steel piston pump
- H. Pressure control with user-friendly symbols for simple selection of operating modes
 - AutoPrime™ feature reduces any priming problems associated with debris or poor clean-up after previous jobs
- Power Flush™ cleaning adapter for fast cleanup
- I. PowerPlug™ cord-end lights up to indicate good power source

* Annual usage is a general guideline to help with product selection only.
With good care and routine maintenance, your sprayer will last for years.

Magnum X7

Finish Projects Fast!

Designed for homeowners or handymen with occasional (quarterly) painting projects around the house. Ideal for a variety of interior and exterior painting projects like walls, doors, ceilings, exterior repaint, fences and decks. Offers 29% more performance and supports larger tip sizes than the Magnum X5.



Model #262805

LIGHT DUTY - Up To 175 gal/year*

.017 Max Tip Size	3000 psi (207 bar)	5/8 hp <small>runs off household current (15 amp) or 1500 W generator</small>
.31 gpm (1.17 lpm)	100 ft (30 m) Max Hose Length	26 lbs (12 kg)



Includes

- A. Spray Gun – SG10 Metal gun with form fitted ComfortGrip handle, full trigger and in-handle filter
- B. Airless Hose – 25 ft (7.5 m) DuraFlex hose
- C. Spray Tip – 515 Reverse-A-Clean RAC IV tip
- Pump Armor storage fluid (8 oz.)
- Operational DVD and Quick Start-up Guide

Features

- D. Pump directly from 1 or 5 gal paint containers. Paint Saver™ pail hook allows movement of 5 gal container with cart and keeps pail level, minimizing spills when on the move
- E. Pressure control with user-friendly symbols for simple selection of operating modes
 - AutoPrime™ feature reduces any priming problems associated with debris or poor clean-up after previous jobs
- F. Durable, easy-to-clean cart with handle that folds down for compact storage
 - Built-in hose rack holds up to 100 ft (30 m) of hose
- G. Hardened stainless steel piston pump
 - Power Flush cleaning adapter for fast cleanup
- H. PowerPlug cord-end lights up to indicate good power source

** Annual usage is a general guideline to help with product selection only.
With good care and routine maintenance, your sprayer will last for years.*

Magnum ProX7

Spray Like a Pro!

Designed for the serious DIYer, remodelers, property owners and maintenance personnel who paint on a regular (monthly) basis. Ideal for interiors or exteriors, rental properties, barns, houses, fences and decks. Provides 10% more output than the Magnum X7, for those with more demanding spraying needs.



Model #261815

MEDIUM DUTY - Up To 300 gal/year*

.017 Max Tip Size	3000 psi (207 bar)	3/4 hp Motor Size
.34 gpm (1.28 lpm)	150 ft (46 m) Max Hose Length	43 lbs (20 kg)



Includes

- A. Spray Gun – SG20™ Deluxe metal gun with built-in hose swivel, full trigger and in-handle filter
- B. Airless Hose – 50 ft (15 m) DuraFlex hose
- C. Spray Tip – 515 Reverse-A-Clean RAC IV tip
- Pump Armor storage fluid (8 oz.)
- Operational DVD and Quick Start-up Guide

Features

- D. Pump directly from 1 or 5 gal paint containers. Paint Saver pail hook allows movement of 5 gal container with cart and keeps pail level, minimizing spills when on the move
- E. Power-Piston pump with easy-access inlet – patented modular design uses hardened stainless steel piston, innovative single packing set, lifetime-lubricated pad for maintenance-free operation, and the greatest reliability and longest life in its class
- F. One-hand Fold-n-Store™ cart design – single handle allows cart to fold into compact package for easier transport or storage
- G. Built-in storage compartment – great for extra tips and painting supplies
- H. InstaClean™ pump filter helps remove debris, reducing tip plugs and providing a better finish
- I. Pressure control with user-friendly symbols for simple selection of operating modes
 - AutoPrime™ feature reduces any priming problems associated with debris or poor clean-up after previous jobs
- Large capacity hose rack, holds up to 150 ft (46 m) of hose
- Power Flush cleaning adapter for fast cleanup
- PowerPlug cord-end lights up to indicate good power source

* Annual usage is a general guideline to help with product selection only.
 With good care and routine maintenance, your sprayer will last for years.

Magnum ProX9

Spray Like a Pro!

Designed with more performance, the ProX9 is the heavy-duty choice for the handyman, remodeling contractor, property maintenance person, or residential or small painting contractor with frequent (twice-a-month) painting needs. Provides 12% more output than the Magnum ProX7. Ideal for interiors or exteriors, rental properties and light commercial work.

Packaging - Processing
Bid on Equipment
 1-847-683-7720
 www.bid-on-equipment.com



Model #261820

HEAVY DUTY - Up To 500 gal/year*

.019 Max Tip Size	3000 psi (207 bar)	7/8 hp Motor Size
.38 gpm (1.44 lpm)	150 ft (46 m) Max Hose Length	43 lbs (20 kg)



Includes

- A. Spray Gun – SG20 Deluxe metal gun with built-in hose swivel, full trigger and in-handle filter
- B. Airless Hose – 50 ft (15 m) DuraFlex hose
- C. Spray Tip – 515 Reverse-A-Clean RAC IV tip
 - Pump Armor storage fluid (8 oz.)
 - Operational DVD and Quick Start-up Guide

Features

- D. Pump directly from 1 or 5 gal paint containers. Paint Saver pail hook allows moving 5 gal container with cart and keeps pail level, minimizing spills when on the move
- E. Power-Piston pump with easy-access inlet – patented modular design uses hardened stainless steel piston, innovative single packing set, lifetime-lubricated pad for maintenance-free operation, and the greatest reliability and longest life in its class
- F. One-hand Fold-n-Store cart design – single handle allows cart to fold into compact package for easier transport or storage
- G. Built-in storage compartment – great for extra tips and painting supplies
- H. QuickAccess™ inlet valve allows removal of any debris to eliminate downtime
- I. InstaClean pump filter helps remove debris, reducing tip plugs and providing a better finish
- J. Pressure control with user-friendly symbols for simple selection of operating modes
 - AutoPrime™ feature reduces any priming problems associated with debris or poor clean-up after previous jobs
- Large capacity hose rack holds up to 150 ft (46 m) of hose
- Power Flush cleaning adapter for fast cleanup
- PowerPlug cord end lights up to indicate good power source


* Annual usage is a general guideline to help with product selection only.
 With good care and routine maintenance, your sprayer will last for years.

Graco 210ES

Performance for the Big Jobs!

A real workhorse with performance to handle the demands of daily painting needs. Ideal for those who spray frequently, up to 1500 gallons per year.* Handles a wide range of exterior or interior jobs such as rental properties, houses and small commercial buildings.

Packaging - Processing
Bid on Equipment
 1-847-683-7720
 www.bid-on-equipment.com



Model #261830

PRO DUTY - Up To 1,500 gal/year*		
.021 Max Tip Size	3000 psi (207 bar)	1 hp Motor Size
.47 gpm (1.78 lpm)	200 ft (61 m) Max Hose Length	57 lbs (26 kg)



Includes

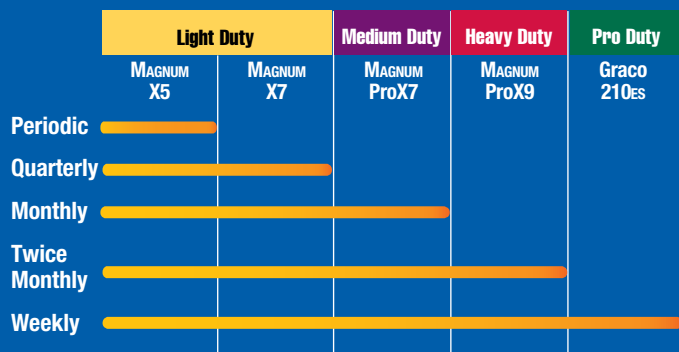
- A. Spray Gun – SG Pro Premium metal gun with comfort-shaped handle, built-in hose swivel, 2-finger trigger and in-handle filter
- B. Airless Hose – 50 ft (15 m) DuraFlex hose
- C. Spray Tip – 515 Reverse-A-Clean RAC IV tip
 - TSL Pump Protectant (4 oz)
 - Operational DVD and Quick Start-up Guide

Features

- D. Endurance pump delivers longest life and most reliable performance
- E. QuickAccess inlet valve allows removal of any debris to eliminate downtime
- F. No-tools removal of suction tube
- G. Welded, chrome-plated steel cart withstands rough use and has a large capacity hose wrap that holds up to 200 ft (61 m) of hose
- H. Telescoping handle for compact storage
- I. TiltBack™ cart feature provides added convenience for changing material buckets
- J. Extra-large, built-in storage compartment – great for extra tips and painting supplies
- K. Large, vertical EasyOut manifold filter provides extra filtration to reduce downtime and provide better finish
- L. Pump directly from 1 or 5 gal paint containers. Paint Saver pail hook allows movement of 5 gal container with cart and keeps pail level, minimizing spills when on the move
- M. Pressure adjustment, prime/spray knob and power switch are conveniently located on one side
 - Power Flush cleaning adapter for fast cleanup
 - PowerPlug cord end lights up to indicate good power source

*Annual usage is a general guideline to help with product selection only.
 With good care and routine maintenance, your sprayer will last for years.

How Often Will You Spray or Roll?



What Projects Will You Spray?

Light Duty		Medium Duty	Heavy Duty	Pro Duty
MAGNUM X5	MAGNUM X7	MAGNUM ProX7	MAGNUM ProX9	Graco 210Es
Fences/Decks		Fences/Decks Interiors/Exteriors Houses Apartments/Rental Property		Fences/Decks
Interiors/Exteriors				Interiors/Exteriors
Houses				Houses
				Apartments/Rental Property
				Commercial Buildings

What Coatings Will You Use?

- Light** (stains or enamels)
- Medium** (primers or interior paint)
- Heavy** (exterior paint or 100% acrylics)

What Tip Sizes Will You Need? *(see chart below)*

The coating (paint) thickness being applied determines the minimum tip hole size required. Heavier coatings require larger tip hole sizes. General coating classifications provide a good guideline for tip hole size needed.[†] It is important that you select a model that can support the tip size(s) you need.

		LIGHT		MEDIUM		HEAVY
Speed	Tip Hole Size	Stains	Enamels	Primers	Interior Paints	Exterior Paints
Slower Faster	.011 in	■				
	.013 in	■	■	■	■	
	.015 in		■	■	■	
	.017 in			■	■	■
	.019 in					■
	.021 in					■



Spray Tip Selection

Using a good-quality spray tip that is appropriately sized for your painting project is critical to achieving good spraying results. The spray tip controls the amount of material (paint) applied and the area the spray pattern will cover. A range of tip sizes classified by both hole size and spray pattern width can be used, based on these factors:

1. **Coating / Paint**
2. **Surface being sprayed**
3. **Sprayer's ability to support the tip hole size**

Spraying Surface Determines Spray Pattern Width

For narrow or smaller surfaces (cabinets, fences, railings), a spray pattern width of 6 or 8 inches is usually the best choice. Narrower widths provide sharper definition and more control.

For large surfaces (ceilings/walls), a wider spray pattern of 10 to 12 inches is your best choice to cover large areas more quickly.

Tip Size Must Be Within Sprayer Performance Capability

A key difference in sprayers is the maximum tip size they can support. Choose your sprayer based on the coating types you'll be spraying, and make sure the largest tip (hole size) you plan to use is within the maximum tip size range the sprayer can support.

It is always best to have a machine with more capacity. For example, if you plan to use a .017 tip frequently, your sprayer's capacity should be one tip hole size larger (.019 tip). This allows for tip wear, which causes the tip hole size to increase.

Sprayable Coating Determines Hole Size


Determine which spray tip size to use by the thickness of your coating. Spray tips are labeled by their hole size in thousandths of an inch.

- **Larger tip sizes are for heavier coatings**
- **Larger tip size increases production rate/speed**
- **Tip size cannot exceed sprayer max tip size specified**

[†] Some paint manufacturers provide spray tip recommendations for their products. Refer to the "application" section of paint container label.

Important Things to Know About Tip Wear

It's important to replace a tip when it becomes worn. This ensures you'll have a precise spray pattern, maximum productivity and a quality finish. When a tip wears, the hole (orifice) size increases and the spray pattern width decreases.



Tip life varies by coating. Extend tip life by spraying at the lowest pressure that breaks up (atomizes) the coating into a complete spray pattern.

Recommended Tip Replacement

Latex: After 15 to 40 gal (57 to 151 L)

Oils & Stains: After 35 to 60 gal (132 to 227 L)



Accessories

Reverse-A-Clean (RAC) IV SwitchTip™ Spray Tips (221xxx)

- Perfect for variety of residential or commercial projects
- Produce a quality finish
- Able to spray stains to heavier coatings
- Reversible – clear tip plugs quickly with just a twist
- Installs on Graco or Magnum guns without tools for easy tip clearing and quick tip changes



RAC IV Spray Tips

TIP #	HOLE SIZE <small>inches</small>	FAN WIDTH		FLOW RATE	
		<small>inches</small>	<small>mm</small>	<small>gpm</small>	<small>lpm</small>
221311	.011	6-8	152-203	.12	.45
221411	.011	8-10	203-254	.12	.45
221313	.013	6-8	152-203	.18	.68
221413	.013	8-10	203-254	.18	.68
221415	.015	8-10	203-254	.24	.91
221515	.015	10-12	254-305	.24	.91
221417	.017	8-10	203-254	.31	1.17
221517	.017	10-12	254-305	.31	1.17
221619	.019	12-14	305-356	.38	1.44
221521	.021	10-12	254-305	.47	1.78

(flow rate with water @ 2000 psi, 138 bar)

RAC IV Hand-Tight Guard (237859)

- Used with RAC IV spray tips
- Hand-tight base – no tools needed to install or remove
- 7/8 in (22 mm) thread fits all Graco and Magnum spray guns



RAC IV Single Seal (243004)

- Replacement seal for latex and solvent-based materials
- Used with RAC IV spray tips



SG10 Metal Spray Gun (255107)

- Metal body with form-fitted ComfortGrip handle
- In-handle, EasyAccess™ paint filter reduces tip clogging and improves finish
- Comfortable, full-length (4-finger) trigger
- Includes 515 RAC IV spray tip and hand-tight, no-tools tip guard



SG20 Deluxe Metal Spray Gun (255108)

- Well-balanced and lightweight, with built-in hose swivel for greater flexibility and gun movement
- Full (4-finger) trigger
- In-handle paint filter requires no-tools to access, reduces tip clogging and improves finish
- 30% lighter trigger pull than competitive models for easy operation and less fatigue
- Includes 515 Reverse-A-Clean RAC IV spray tip and hand-tight, no-tools tip guard



SG Pro Premium Metal Spray Gun (255109)

- Unmatched spraying performance and comfort with contoured handle design
- In-handle paint filter requires no-tools to access, reduces tip clogging and improves finish
- Exceptionally well-balanced and lightweight
- 2-finger Pro Trigger provides quick response and control
- Includes 515 Reverse-A-Clean RAC IV spray tip and hand-tight, no-tools tip guard



DuraFlex Airless Paint Hoses (3000 psi, 207 bar) & Connector

- | | |
|--------|--|
| 247338 | 4 ft x 3/16 in (1 m x 4.8 mm) DuraFlex Airless Whip Hose, provides more flexibility & increases operator control |
| 247339 | 25 ft x 1/4 in (7.5 m x 6.4 mm) DuraFlex Airless Hose, includes 1/4 in x 1/4 in (6.4 mm x 6.4 mm) Connector |
| 247340 | 50 ft x 1/4 in (15 m x 6.4 mm) DuraFlex Airless Hose, includes 1/4 in x 1/4 in (6.4 mm x 6.4 mm) Connector |
| 243025 | 1/4 in x 1/4 in (6.4 mm x 6.4 mm) Connector |



Tip Extensions

- Attach to any airless spray gun with 7/8 in (22 mm) thread to extend your reach
- Ideal for spraying ceilings, overhangs and decks

- | | |
|--------|---------------|
| 243042 | 20 in (50 cm) |
| 243043 | 30 in (75 cm) |



Heavy-Duty Extension (243052)

- 40 in (100 cm) extension connects directly to any airless spray gun with 7/8 in (22 mm) thread
- Extends reach when spraying or pressure rolling



Straight Hose Swivel (244515)

- Provides a swivel joint between gun and hose for increased flexibility
- Reduces fatigue while spraying and rolling



Pressure Roller Kit (244512)

- Attaches directly to spray gun to turn your sprayer into a high-performance pressure roller system
- Eliminates the need to dip roller cover – simply trigger the gun for more paint and keep rolling. Over 2 times faster than traditional rolling methods
- 20 in extension extends reach so ladders are not needed and reduces bending over to paint lower wall sections
- EvenFlow™ roller head provides uniform coverage with no heavy edges. No need for refills – simply trigger the gun for paint and keep rolling
- Modular roller support with 4 simple parts, easy to clean and reassemble. Stainless steel frame is corrosion resistant for long life
- Includes: 9 in (23 cm) roller frame, 1/2 in (13 mm) nap cover, 20 in (50 cm) extension, and 45° gun connection

Pressure Roller Covers 9 in (23 cm)

Top-quality covers ensure a superior finish.

243063	1/2 in (13 mm)
243064	3/4 in (19 mm)
243065	1-1/4 in (32 mm)




Pump Armor Fluid (243104)

Protects your pump when not in use. Simply fill your pump with Pump Armor, and leave it in until you use your sprayer again. 1 qt (1 L)



TSL™ Throat Seal Liquid (206994)

Use with your Graco 190Es or 210Es to protect pump rod and packings. Not required for Magnum sprayers. 8 fluid oz. (0.24 L)



Replacement Parts

Filters and Strainers

Remove unwanted debris and prolong pump life, reduce tip plugging and improve finish.

- 288747 40-mesh InstaClean Manifold Filter for Magnum sprayers
- 288716 Inlet Strainer for suction tube of Magnum sprayers
- 245673 Inlet Strainer for suction tube of Graco 190Es and 210Es



Gun Filters

Remove unwanted debris to reduce tip plugging and improve finish.

- 288748 2-pack, (1) 60-mesh, (1) 100-mesh for SG10 Gun
- 288749 (1) 50-mesh for SG20 and SG Pro Guns
- 288750 (1) 100-mesh for SG20 and SG Pro Guns



Packaging - Processing

Bid on Equipment

1-847-683-7720

www.bid-on-equipment.com